

A New Approach to Clinical Care of Juvenile Idiopathic Arthritis: The Juvenile Arthritis Multidimensional Assessment Report

GIOVANNI FILOCAMO, ALESSANDRO CONSOLARO, BENEDETTA SCHIAPPAPIETRA, SARA DALPRÀ, BIANCA LATTANZI, SILVIA MAGNI-MANZONI, NICOLINO RUPERTO, ANGELA PISTORIO, SILVIA PEDERZOLI, ADELE CIVINO, DINARA GUSEINOVA, ESTER MASALA, STEFANIA VIOLA, ALBERTO MARTINI, and ANGELO RAVELLI

ABSTRACT. Objective. To develop and test a new multidimensional questionnaire for assessment of children with juvenile idiopathic arthritis (JIA) in standard clinical care.

Methods. The Juvenile Arthritis Multidimensional Assessment Report (JAMAR) includes 15 parent or patient-centered measures or items that assess well-being, pain, functional status, health-related quality of life, morning stiffness, disease activity, disease status and course, joint disease, extra-articular symptoms, side effects of medications, therapeutic compliance, and satisfaction with illness outcome. The JAMAR is proposed for use as both a proxy-report and a patient self-report, with the suggested age range of 7–18 years for use as a self-report. From March 2007 to September 2009, the questionnaire was completed by the parents of 618 children with JIA in 1814 visits and by 332 children in 749 visits.

Results. The JAMAR was found to be feasible and to possess face and content validity. All parents and children reported that the questionnaire was simple and easy to understand. Completion and scoring appeared to be quick, requiring < 15 minutes. There were very few missing data. Parents' proxy-reported and children's self-reported data were remarkably concordant. The JAMAR provided thorough information for the study patients about recent medical history and current health status. It performed similarly across different children's ages and characterized the level of disease activity and disability well.

Conclusion. The development of the JAMAR introduces a new approach in pediatric rheumatology practice. This new questionnaire may help enhance the quality of care of children with JIA. (First Release March 1 2011; J Rheumatol 2011;38:938–53; doi:10.3899/jrheum.100930)

Key Indexing Terms:

JUVENILE IDIOPATHIC ARTHRITIS OUTCOME RESEARCH PATIENT PERSPECTIVE

From the Istituto di Ricovero e Cura a Carattere Scientifico G. Gaslini, Genova; Istituto di Ricovero e Cura a Carattere Scientifico Fondazione Policlinico S. Matteo, Pavia; Azienda Ospedaliera Card. G. Panico, Tricase; and the Università degli Studi di Genova, Genova, Italy.

G. Filocamo, MD, PhD, Dirigente Medico; A. Consolaro, MD, Research Fellow; B. Schiappapietra, MD, Resident in Pediatrics; S. Dalprà, MD; B. Lattanzi, MD, Istituto di Ricovero e Cura a Carattere Scientifico G. Gaslini; S. Magni-Manzoni, MD, Dirigente Medico, Istituto di Ricovero e Cura a Carattere Scientifico Fondazione Policlinico S. Matteo; N. Ruperto, MD, MPH, Dirigente Medico; A. Pistorio, MD, PhD, Dirigente Medico; S. Pederzoli, MD, Resident in Pediatrics, Istituto di Ricovero e Cura a Carattere Scientifico G. Gaslini; A. Civino, MD, Dirigente Medico, Azienda Ospedaliera Card. G. Panico; D. Guseinova, MD, Research Fellow; E. Masala, MD, Resident in Pediatrics; S. Viola, MD, Dirigente Medico, Istituto di Ricovero e Cura a Carattere Scientifico G. Gaslini; A. Martini, MD, Professor of Pediatrics; A. Ravelli, MD, Associate Professor of Pediatrics, Istituto di Ricovero e Cura a Carattere Scientifico G. Gaslini, Università degli Studi di Genova.

Address correspondence to Dr. A. Ravelli, Pediatria II, Istituto G. Gaslini, Largo G. Gaslini 5, 16147 Genova, Italy.

E-mail: angeloravelli@ospedale-gaslini.ge.it

Accepted for publication November 15, 2010.

In recent years, there has been an increasing interest in parent/patient-reported outcomes (PRO) in juvenile idiopathic arthritis (JIA)^{1,2,3,4,5}. Incorporation of these measures in patient assessment is deemed important as they reflect the parents' and children's perception of the disease course and effectiveness of therapeutic interventions. Because the physician's evaluation of the disease status drives therapeutic decisions, and these decisions are of foremost importance to parents and patients, integration of their perspective in clinical evaluation may facilitate concordance with physician's choices and compliance with therapeutic prescriptions^{6,7,8}. Thus, information obtained from the parent or the child may contribute significantly to medical decision-making and to the success of patient care.

A number of measures for the assessment of PRO in children with JIA have been developed over the years, including visual analog scales (VAS) for rating of child's overall

well-being and intensity of pain, and questionnaires for the evaluation of functional ability and health-related quality of life (HRQOL)^{9,10,11,12,13,14,15,16,17,18,19,20}. However, other PRO not addressed by conventional instruments, such as evaluation of morning stiffness and overall level of disease activity, rating of disease status and course, proxy- or self-assessment of joint involvement and extraarticular symptoms, description of side effects of medications, and assessment of therapeutic compliance and satisfaction with the outcome of the illness, may provide valuable insights into the influence of the disease and its treatment. Currently, a clinical instrument that groups all PRO used in the assessment of children with JIA does not exist. Such a tool would provide a physician with a thorough and systematic overview of the patient status to be scanned briefly at the start of the visit. This would facilitate focus on matters that require attention, leading to more efficient and effective clinical care.

These considerations led us to develop a multidimensional questionnaire for the assessment of children with JIA in standard clinical care that incorporates all main PRO. We describe this new instrument, the Juvenile Arthritis Multidimensional Assessment Report (JAMAR), and report the results to date with its use in our patient population.

MATERIALS AND METHODS

Development of the JAMAR. The JAMAR was devised by a group of 7 pediatric rheumatologists (GF, AC, SMM, NR, SV, AM, AR), based on their experience (3 to > 20 years) in clinical assessment of children with JIA, and on a literature review on PRO in adult and pediatric patients with chronic arthritis^{9,10,11,12,13,14,15,16,17,18,19,20,21,22,23,24}. To make the JAMAR feasible and practical, it was decided that all measures included in the instrument should be short and easy to complete and score. A total of 32 measures were considered for inclusion in the instrument. After extensive discussion of the relative importance and suitability of each measure, a measure was retained only when there was agreement of at least 6/7 members of the panel that it should be kept in the questionnaire. Thus, content validity was obtained by the members of the panel. The following 15 measures/items were included: (1) Assessment of functional ability, through the Juvenile Arthritis Functionality Scale (JAFS)¹⁵. Briefly, the JAFS is a 15-item questionnaire in which the ability of the child to perform each task is scored as follows: 0 = without difficulty, 1 = with difficulty, 2 = unable to do. The total score ranges from 0 to 30. (2) Rating of the intensity of child's pain on a 21-numbered circle VAS (0 = no pain; 10 = very severe pain)²⁵. (3) Assessment of HRQOL, through the Pediatric Rheumatology Quality of Life Scale (PRQL)²⁰. Briefly, the PRQL is a 10-item questionnaire that includes 2 subdimensions, physical health (PhH) and psychosocial health (PsH), each composed of 5 items. The responses are "never" (score = 0), "sometimes" (score = 1), "most of the time" (score = 2), and "all the time" (score = 3). The total score ranges from 0 to 30, higher scores indicating worse HRQOL. A separate score for the PhH and PsH subscales (range 0–15) can be calculated. (4) Rating of child's overall well-being on a 21-numbered circle VAS (0 = very well; 10 = very poorly)²⁵. (5) Assessment of the presence of pain or swelling in the following joints or joint groups: cervical spine, lumbo-sacral spine, shoulders, elbows, wrists, small hand joints, hips, knees, ankles, and small foot joints. (6) Assessment of morning stiffness. (7) Assessment of extraarticular symptoms (fever and rash). (8) Rating of the level of disease activity on a 21-numbered circle VAS (0 = no activity; 10 = maximum activity)²⁵. Although the ability of parents/patients to understand the meaning and to be able to report the

extent of disease activity may be questionable, we decided to include this VAS to investigate whether it could be a better indicator of the level of disease activity than the well-being VAS. The latter scale has been found to reflect the effects of both disease process and damage, particularly in patients with long-lasting disease²⁶. (9) Rating of disease status at the time of the visit as remission; continued activity; or relapse. (10) Rating of disease course from previous visit as much improved; slightly improved; stable; slightly worsened; or much worsened. (11) Listing of medications the child is taking. (12) Description of side effects of medications. (13) Report of difficulties with medication administration. (14) Report of school problems caused by the disease. (15) A question about satisfaction with the outcome of the illness. Measures 1–6, 8, 9, 10, and 15 had been formally validated or tested in previous studies^{15,20,25,27,28}. Items 7 and 11–14 were not meant to attain validation as they were only descriptive in nature.

To ensure face validity, the draft questionnaire was shown to 12 physicians (8 pediatric rheumatologists and 4 residents in pediatrics), 4 physiotherapists, and 3 specialist nurses who were not part of the JAMAR group, and to 1 clinical psychologist, and their opinion on the suitability of the instrument was queried. Although all agreed on the questionnaire, several points were raised regarding definition of items, which were discussed and partially incorporated in the final version. Face and content validity were tested further by asking a convenience sample of 49 children with JIA and their parents to complete the draft questionnaire and to criticize or comment about the design, content, structure, and response scale. Based on parents' and children's input, wording of questions regarding assessment of disease activity and therapeutic compliance, definitions of continued activity and disease flare, and some medication side effects was changed. Further, drawings of happy and sad faces were placed at the 2 ends of the VAS because some parents or, less frequently, children misinterpreted the score rule, particularly regarding the assessment of overall well-being, considering the score 10 as the best and the score 0 as the worst. After these tests, the questionnaire was refined further to reach its final version.

The English translation of Italian versions of the parent proxy-report of the JAMAR for ages 2–18 years and the child self-report for ages 7–18 are presented as Appendices 1 and 2, respectively.

Patient selection and completion of the JAMAR. A parent or legal guardian of each patient seen at the study units from March 2007 to December 2009 who was ≤ 18 years and was diagnosed with JIA by the International League of Associations for Rheumatology (ILAR) criteria²⁹ was asked to complete the Italian parent-version of the JAMAR at each visit. At the same visits, the child (if aged more than 7 or 8 years) was asked to independently complete the Italian patient-version of the JAMAR. A researcher assisted parents and children if they had questions during questionnaire completion. However, no questionnaire was administered in the form of an interview. All parents/guardians provided written informed consent to participate in the study. The study was approved by the Institutional Review Board of the Istituto G. Gaslini, Genoa, Italy.

Additional clinical assessments. The following data were recorded for each patient: sex, onset age, ILAR category, and disease duration. At each visit, the attending physician rated the overall disease activity on a 21-numbered circle VAS (0 = no activity; 10 = maximum activity)²⁵ and assessed the count of joints with swelling, tenderness/pain on motion, restricted motion, and active disease³⁰. Acute-phase reactants included erythrocyte sedimentation rate and C-reactive protein.

Statistics. Descriptive statistics were reported as medians and interquartile ranges for continuous variables and as absolute frequencies and percentages for categorical variables. Comparison of quantitative data between patient groups was by Mann-Whitney U test in case of comparison of 2 groups and the nonparametric analysis of variance (Kruskal-Wallis test) in comparisons of 3 groups. Comparison of categorical variables between patient groups was by chi-square test or Fisher exact test, as appropriate, in cases of categorical variables. Correlations of quantitative measures included in the JAMAR between questionnaires completed by parents and children were assessed by Spearman's rank correlation test. All statistical tests

were 2-sided; a p value < 0.05 was considered statistically significant. The statistical packages used were Statistica (StatSoft Corp., Tulsa, OK, USA) and Stata release 7 (Stata Corp., College Station, TX, USA).

RESULTS

Patient characteristics and questionnaire completion. A total of 618 children with JIA were included in the study. The demographic and clinical features as well as the values of physician-centered measures and acute-phase reactants of the 618 patients at study entry are presented in Table 1. A parent of each patient completed the JAMAR in a total of 1814 visits. In 749 of these visits, the JAMAR was also completed independently by 332 patients aged ≥ 7 years. All parents and children reported that the JAMAR was simple and easy to understand, with only a few parents and children having questions. Frequent questions regarded the meaning of the word “block” in the HRQOL tool and the way to rate the VAS of disease activity. A random sample of parents and children were asked whether the JAMAR was simple and easy to understand in front of the researchers, and none reported that the questionnaire was too complex or difficult to understand. Completion of the questionnaire appeared to be quick. The mean time for 23 parents and 14 children (aged 8–16 yrs) to complete the questionnaire was 7.2 minutes (range 2.3–11.1) and 8.3 minutes (range 5–13.2), respectively. Scoring of the various components of the JAMAR by a health professional took less than 5 minutes.

Table 1. Main demographic and clinical features, physician-centered measures, and acute-phase reactants of the 618 study patients at study entry. Values are n (%), unless indicated otherwise.

Characteristic	N	
Male	618	129 (20.9)
Female	618	489 (79.1)
ILAR category	618	
Systemic arthritis		46 (7.4)
Oligoarthritis persistent		267 (43.2)
Oligoarthritis extended		96 (15.5)
Polyarthritis rheumatoid factor-negative		138 (22.3)
Polyarthritis rheumatoid factor-positive		9 (1.5)
Psoriatic arthritis		15 (2.4)
Enthesitis-related arthritis		13 (2.1)
Undifferentiated arthritis		25 (4.0)
Median (IQR) age at disease onset, yrs	618	2.9 (1.8; 5.9)
Median (IQR) age at visit, yrs	618	8.8 (4.8; 12.9)
Median (IQR) disease duration, yrs	618	3.7 (1.2; 7.5)
Median (IQR) physician's global assessment*	503	1.0 (0.0; 5.0)
Median (IQR) no. active joints	503	1 (0; 3)
Median (IQR) no. swollen joints	503	1 (0; 2)
Median (IQR) no. tender joints	503	1 (0; 2)
Median (IQR) no. restricted joints	503	1 (0; 2)
Median (IQR) erythrocyte sedimentation rate**	409	16 (10.0; 27.8)
Median (IQR) C-reactive protein***	419	0.3 (0.3; 0.6)

* On a 0–10 scale (0 = best; 10 = worst); ** normal < 20 mm/h; *** normal < 0.3 mg/dl. ILAR: International League of Associations for Rheumatology; IQR: interquartile range.

There were very few missing data in parent- and child-reported questionnaires (Table 2). The center that collected the large majority of the questionnaires (the Istituto G. Gaslini, Genova) is a large tertiary care pediatric rheumatology center, whose catchment area extends to the entire country. The study sample is, therefore, likely representative of the whole spectrum of the educational and cultural background of the Italian children with JIA and their parents. No specific training was provided to questionnaire completers, either children or parents. They were instructed only on the general scope and composition of the questionnaire at the time of first completion.

Analysis of questionnaire data. Tables 3, 4, and 5 show results from the 618 questionnaires completed by parents at study entry (left column), and the results obtained at the time of first paired questionnaire completion by 332 children and parents (central and right columns). On average, patients had a low level of physical disability, with a median JAFS score of 0. The physical and psychosocial domains of HRQOL were involved with equal frequency, although, on average, PhH scores were higher (worse) than PsH scores. Only around one-third of patients had a well-being VAS score of 0, but a greater proportion (42.8%) had a pain VAS of 0. Morning stiffness was recorded in 38.3% of patients and 58.9% of patients were reported to have swelling or pain in 1 or more joints. The joints most frequently affected were the knees, followed by the ankles, fingers, wrists, toes, and elbows. The patient's status at the time of the visit was judged as remission, persistent activity, or disease flare in 44.3%, 30.6%, and 25.1% of instances, respectively. At the second visit, 48.4% of parents rated the disease course from initial visit as improved (much or slightly), 33.4% as stable, and 18.2% as worsened (slightly or much).

It was found that 59.7% of patients were receiving medications at the time of the visit: 33.0% were taking methotrexate, 30.4% nonsteroidal antiinflammatory drugs (NSAID), and 11.3% biologics (most frequently etanercept). Side effects of medications were noted in 27.5% of patients. The most common adverse event was nausea, followed by gastrointestinal discomfort, mood changes, and headache. Problems with therapeutic compliance were uncommon (3.9%). It was found that 30.5% of parents reported that the disease or its treatment caused difficulties at school; 65.9% of parents were satisfied with the outcome of the illness.

Comparison of parent proxy-reported and child self-reported data in paired questionnaires revealed a striking similarity for most items. The only significant difference concerned hypertrichosis as a side effect of medication, which was noted more commonly by parents.

To investigate whether child's age affected the reliability of completion of the questionnaire, we stratified children into 3 age groups (< 10, 10–15, > 15 years) and compared the parent-child Spearman correlations of quantitative measures included in the JAMAR across age groups. Overall,

Table 2. Frequency of missing data in parent and child-reported questionnaires. Values are n (%).

Feature	Parent-Only Questionnaires, n = 618	Total, n = 332	Child Questionnaires		
			< 10 yrs, n = 92	10–15 yrs, n = 159	> 15 yrs, n = 81
JAFS total score	2 (0.3)	2 (0.6)	1 (1.1)	0 (–)	1 (1.2)
PRQL total score	38 (6.1)	2 (0.6)	1 (1.1)	1 (0.6)	0 (–)
PRQL PhH score	35 (5.7)	1 (0.3)	1 (1.1)	0 (–)	0 (–)
PRQL PsH score	38 (6.1)	2 (0.6)	1 (1.1)	1 (0.6)	0 (–)
VAS well-being	17 (2.8)	4 (1.2)	2 (2.2)	2 (1.3)	0 (–)
VAS pain	25 (4.0)	6 (1.8)	4 (4.3)	2 (1.3)	0 (–)
VAS disease activity	28 (4.5)	14 (4.2)	5 (5.4)	6 (3.8)	3 (3.7)
Disease course	34 (5.5)	13 (3.9)	5 (5.4)	6 (3.8)	2 (2.5)
Morning stiffness	12 (1.9)	5 (1.5)	4 (4.3)	1 (0.6)	0 (–)
Disease status	17 (2.8)	11 (3.3)	4 (4.3)	4 (2.5)	3 (3.7)
Satisfaction with illness outcome	34 (5.5)	7 (2.1)	4 (4.3)	3 (1.9)	0 (–)

JAFS: Juvenile Arthritis Functionality Scale; PRQL: Pediatric Rheumatology Quality of Life scale; PhH: physical health; PsH: psychosocial health; VAS: visual analog scale.

Table 3. Assessment of functional ability, health-related quality of life, overall well-being, pain, and disease activity in the whole questionnaires completed by the parents at study entry and in the first questionnaire completed simultaneously by parents and children. Except where indicated, values are n (%).

Feature	Parent-Only Questionnaires, n = 618		Paired Child-Parent Questionnaires, n = 332			
	N		Children N		Parents N	
Median (IQR) JAFS total score*	610	0 (0; 3)	330	0 (0; 2)	327	0 (0; 2)
Patients with JAFS total score = 0	610	330 (54.1)	330	189 (57.3)	327	198 (60.6)
JAFS-LL score = 0	613	377 (61.4)	330	210 (63.6)	330	222 (67.3)
JAFS-HW score = 0	616	518 (84.1)	331	288 (87.0)	331	292 (88.2)
JAFS-US score = 0	614	512 (83.5)	331	274 (82.8)	330	280 (84.8)
Median (IQR) PRQL total score*	580	3 (1; 6)	330	3 (1; 5)	332	3 (1; 6)
Median (IQR) PRQL-PhH score**	583	2 (0; 4)	331	1 (0; 3)	332	1 (0; 3)
Median (IQR) PRQL-PsH score**	580	1 (0; 3)	330	1 (0; 2)	332	1 (0; 3)
Patients with PRQL total score = 0	580	122 (21.0)	330	67 (20.3)	332	70 (21.1)
PRQL-PhH score = 0	583	190 (32.6)	331	113 (34.1)	332	118 (35.5)
PRQL-PsH score = 0	580	216 (37.2)	330	118 (35.8)	332	121 (36.4)
Median (IQR) well-being score***	601	1.5 (0.0; 5.0)	328	0.5 (0.0; 3.0)	326	1.0 (0.0; 4.0)
Patients with well-being score = 0	601	185 (30.8)	326	123 (37.5)	326	118 (36.2)
Median (IQR) pain score***	593	1.0 (0.0; 4.0)	318	0.5 (0.0; 3.0)	319	0.5 (0.0; 3.0)
Patients with pain score = 0	593	254 (42.8)	328	159 (48.8)	326	156 (47.9)
Median (IQR) disease activity score***	590	1.0 (0.0; 5.0)	326	0.5 (0.0; 3.0)	326	0.5 (0.0; 3.5)
Patients with disease activity score = 0	590	196 (33.2)	318	128 (40.3)	319	125 (39.2)

* On a 0–30 scale (0 = best; 30 = worst); ** 0–15 scale (0 = best; 15 = worst); *** 0–10 scale (0 = best; 10 = worst). IQR: interquartile range; JAFS: Juvenile Arthritis Functionality Scale; LL: lower limb; HW: hand-wrist; US: upper segment; PRQL: Pediatric Rheumatology Quality of Life scale; PhH: physical health; PsH: psychosocial health.

correlations were comparable, with the exceptions of a lower correlation of functional ability assessment in the younger age group and of psychosocial HRQOL assessment in the older age group (Table 6).

To evaluate whether the level of disease activity or disability affected the performance of the JAMAR, we stratified patients in 3 groups based on the number of active joints and the number of restricted joints. We then compared the values of quantitative and categorical measures included in

the JAMAR across groups. As expected, the scores of functional ability and HRQOL tools and VAS scales increased (worsened) in parallel with the increase of the number of affected joints. Also as expected, the frequency of remission was lower, and the frequency of continued activity and disease flare higher, in patients with a higher number of affected joints (Table 7). These findings show that the JAMAR components characterize well the differences in level of disease activity and severity.

Table 4. Assessment of morning stiffness, joint involvement, disease course from previous visit, disease status, and satisfaction with illness outcome in the questionnaire completed by the parents at study entry and in the first questionnaire completed simultaneously by parents and children. Values are n (%).

	Parent-Only Questionnaires, n = 618		Paired Child-Parent Questionnaires, n = 332			
	N	N	Children	Parents		
			N	N	N	
Patients with morning stiffness	606	232 (38.3)	327	100 (30.6)	327	97 (29.7)
Patients with involvement of ≥ 1 joint	618	364 (58.9)	332	164 (49.4)	332	169 (50.9)
Shoulder	618	15 (2.4)	332	12 (3.6)	332	8 (2.4)
Elbow	618	39 (6.3)	332	15 (4.5)	332	21 (6.3)
Wrist	618	82 (13.3)	332	38 (11.4)	332	38 (11.4)
Fingers	618	104 (16.8)	332	38 (11.4)	332	39 (11.7)
Hip	618	20 (3.2)	332	13 (3.9)	332	13 (3.9)
Knee	618	210 (34.0)	332	86 (25.9)	332	90 (27.1)
Ankle	618	151 (24.4)	332	62 (18.7)	332	65 (19.6)
Toes	618	49 (7.9)	332	16 (4.8)	332	19 (5.7)
Cervical spine	618	22 (3.6)	332	15 (4.5)	332	16 (4.8)
Lumbar spine	618	7 (1.1)	332	2 (0.6)	332	3 (0.9)
Patients judged in remission	601	266 (44.3)	321	180 (56.1)	324	168 (52.3)
In persistent activity	601	184 (30.6)	321	71 (22.1)	324	72 (22.4)
In disease flare	601	151 (25.1)	321	70 (21.8)	324	84 (26.2)
As much improved*	401	144 (35.9)	160	74 (46.3)	166	64 (38.6)
As slightly improved*	401	50 (12.5)	160	22 (13.8)	166	21 (12.7)
As stable*	401	134 (33.4)	160	43 (26.9)	166	55 (33.1)
As slightly worsened*	401	63 (15.7)	160	19 (11.9)	166	22 (13.3)
As much worsened*	401	10 (2.5)	160	2 (1.3)	166	4 (2.4)

* Assessed at second study visit.

Table 5. Assessment of drug therapies, side effects of medications, therapeutic compliance, and school problems in the questionnaires completed by the parents at study entry and in the first questionnaire completed simultaneously by parents and children. Values are n (%).

Feature	Parent-Only Questionnaires, n = 618		Paired Child-Parent Questionnaires, n = 332			
	N	N	Children	Parents		
			N	N	N	
Patients receiving medications	618	369 (59.7)	332	199 (59.9)	332	198 (59.6)
Nonsteroidal antiinflammatory drugs	618	188 (30.4)	332	73 (22.0)	332	79 (23.8)
Systemic corticosteroids	618	39 (6.3)	332	18 (2.9)	332	16 (2.6)
Methotrexate	618	204 (33.0)	332	99 (29.8)	332	111 (33.4)
Cyclosporine	618	15 (2.4)	332	7 (2.1)	332	6 (1.8)
Sulfasalazine	618	7 (1.1)	332	4 (1.2)	332	5 (1.5)
Etanercept	618	51 (8.3)	332	46 (13.9)	332	46 (13.9)
Anakinra	618	12 (1.9)	332	8 (1.3)	332	9 (1.5)
Other biologics	618	7 (1.1)	332	3 (0.9)	332	3 (0.9)
Patients with side effects	618	170 (27.5)	332	99 (29.8)	332	94 (28.3)
Nausea	618	56 (9.1)	332	41 (12.3)	332	42 (12.7)
Gastric discomfort	618	47 (7.6)	332	25 (7.5)	332	26 (7.8)
Mood changes	618	40 (6.5)	332	14 (4.2)	332	17 (5.1)
Headache	618	30 (4.9)	332	28 (8.4)	332	26 (7.8)
Weight gain	618	24 (3.9)	332	16 (4.8)	332	16 (4.8)
Hypertrichosis	618	21 (3.4)	332	6 (1.8)*	332	15 (4.5)*
Vomiting	618	19 (3.1)	332	9 (2.7)	332	6 (1.8)
Pain in the injection site	618	9 (1.5)	332	6 (1.8)	332	6 (1.8)
Subjects reporting problems with therapeutic compliance	618	24 (3.9)	332	13 (3.9)	332	12 (3.6)
Subjects reporting problems at school [†]	521	159 (30.5)	317	83 (26.1)	317	88 (27.7)
Subjects satisfied with illness outcome	584	385 (65.9)	325	227 (69.8)	323	241 (74.6)

* $p < 0.05$. [†] Among patients attending school.

Table 6. Parent-child Spearman correlations of quantitative measures included in the JAMAR, by child's age.

Measure	Child's Age		
	< 10 yrs, n = 92	10–15 yrs, n = 159	> 15 yrs, n = 81
JAFS total score	0.67	0.83	0.82
PRQL total score	0.75	0.75	0.67
PRQL PhH score	0.76	0.77	0.74
PRQL PsH score	0.68	0.57	0.49
VAS well-being	0.71	0.80	0.79
VAS pain	0.79	0.87	0.84
VAS disease activity	0.77	0.79	0.84

JAMAR: Juvenile Arthritis Multidimensional Assessment Report; JAFS: Juvenile Arthritis Functionality Scale; PRQL: Pediatric Rheumatology Quality of Life scale; PhH: physical health; PsH: psychosocial health; VAS: visual analog scale.

DISCUSSION

We have described the development of a new multidimensional questionnaire that combines the traditional patient-reported outcomes used in the clinical evaluation of children with JIA, such as assessment of overall well-being, pain, functional status, and HRQOL, with other PRO not addressed by conventional instruments, including measurement of morning stiffness and overall level of disease activity, rating of disease status and course, proxy- or self-assessment of joint involvement and extraarticular symptoms, description of side effects of medications, and assessment of therapeutic compliance and satisfaction with outcome. The JAMAR enables the registration of all these data in a single instrument in a standardized manner. The questionnaire is not intended to serve as a “measure” for research or clinical trials. Rather, it has been specifically designed for regular administration in daily clinical practice. However, some components that yield quantitative scores (i.e., the physical

function and HRQOL tools and the VAS scales) or that are categorical (i.e., assessment of disease state and course, and morning stiffness) can be used in clinical research.

The JAMAR is proposed for use as both a proxy-report and a patient self-report, with the suggested age range of 7–18 years for use as a self-report. The questionnaire format has been found to be very user-friendly, easy to understand, and readily answered by parents and patients. It is quick, taking less than 15 minutes to complete, and can be scanned by a health professional for a clinical overview in a few seconds. Scoring of components can be accomplished in less than 5 minutes and the data are immediately amenable to entry onto a patient's chart.

Although a number of instruments are available for assessment of PRO in children with JIA^{9,10,11,12,13,14,15,16,17,18,19,20}, most of these measures are not routinely administered in most pediatric rheumatology centers. This is partly explained by the concern that questionnaires may interfere with office routine and time management, with consequent increased costs and time. However, it has been suggested that data from a brief questionnaire designed for standard care can provide an important saving of time (after a brief “learning curve,” as required with any new activity)²¹. With administration of such a questionnaire, information concerning functional status, HRQOL, global status, pain, morning stiffness, burden of arthritis, disease course from previous visit, and medication side effects are already known by the physician at the start of the visit, rather than when acquiring basic data from the parent. This facilitates focus on matters that require attention, leading to more efficient and effective clinical care.

Over the last 2 years, a simple system has been implemented effectively at the study centers that can assure completion of the JAMAR by almost every parent/patient. In the case of inpatients, the questionnaire is completed the day of

Table 7. Values of quantitative and categorical measures included in the JAMAR, by severity of joint disease. Except where indicated, values are median (interquartile range).

Measure	Active Joint Count*			Restricted Joint Count*		
	0, n = 210	1–4, n = 215	≥ 5, n = 61	0, n = 240	1–4, n = 184	≥ 5, n = 62
JAFS total score	0 (0; 0)	1 (0; 3)	3 (1; 7.25)	0 (0; 0)	1 (0; 4)	3 (2; 8)
PRQL total score	1 (0; 4)	4 (2; 8)	7 (2; 12)	2 (0; 4)	5 (2; 8.5)	5 (2; 9)
PRQL PhH score	0 (0; 2)	2 (1; 5)	4 (2; 8)	1 (0; 2)	3 (1; 5)	3 (1; 7)
PRQL PsH score	0 (0; 2)	2 (0; 3)	3 (1; 5)	1 (0; 2)	2 (0.5; 4)	2 (0; 4)
VAS well-being	0 (0; 1)	2.5 (1; 5.5)	5 (3; 6)	0 (0; 2)	3 (1; 5.5)	4.5 (1.75; 5.5)
VAS pain	0 (0; 0.5)	2 (0; 5.5)	4 (1.25; 6)	0 (0; 1)	2.5 (0.5; 6)	3 (0.5; 5.5)
VAS disease activity	0 (0; 1)	3 (0.5; 5.25)	5 (2.5; 7)	0 (0; 1.5)	3 (0.5; 6)	4.5 (1; 5.75)
No. patients with morning stiffness (%)	32 (15.5)	104 (49.3)	44 (72.1)	49 (20.9)	92 (50.5)	39 (62.9)
Assessment of disease status, n (%)						
Patients with remission	160 (77.7)	48 (22.6)	7 (11.9)	159 (67.7)	43 (23.8)	13 (21.3)
Patients with continued activity	24 (11.7)	90 (42.5)	34 (57.6)	37 (15.7)	78 (43.1)	33 (54.1)
Patients with disease flare	22 (10.7)	74 (34.9)	18 (30.5)	39 (16.6)	60 (33.1)	15 (24.6)

* $p < 0.0001$ for all 3-group comparisons. JAMAR: Juvenile Arthritis Multidimensional Assessment Report; JAFS: Juvenile Arthritis Functionality Scale; PRQL: Pediatric Rheumatology Quality of Life scale; PhH: physical health; PsH: psychosocial health; VAS: visual analog scale.

hospital admission in the ward room, whereas in outpatients the questionnaire is completed in the waiting area before the patient is called into an examining room. To enhance interest of parents and patients in the questionnaire, it is presented by staff in a cheerful and positive manner as an important component of medical care. Completion of the questionnaire helps the parent and the patient to focus on information needed for care and enhances their capacity to describe concerns in the limited time allotted for a clinical encounter.

The JAMAR has been designed specifically for busy clinical settings, with particular attention to feasibility and acceptability in daily care. To avoid making it too lengthy and complex, we selected 2 simple and short measures for assessment of the central domains of physical function and HRQOL. The VAS for pain, well-being, and disease activity are presented as 21-numbered circles, rather than in the traditional 10-cm horizontal line format, to facilitate scoring without a ruler. Use of the simpler 21-circle horizontal line VAS has been found to increase the precision of parent/patient ratings, particularly regarding definition of remission²⁵. The JAMAR is the first questionnaire to include a proxy- or self-report assessment of articular symptoms.

Regular use of the JAMAR enables keeping a flow sheet of patient's course over time. A flow sheet may facilitate the recognition of possible changes in functional capacity, pain, fatigue, and psychological status from previous visits²². This method of handling clinical data appears very useful in the management of a chronic disease such as JIA as it allows the clinician to record serial parent/patient data, together with joint examination findings, laboratory tests, medication regimen, and other information.

Our work should be viewed in the light of some potential limitations. The JAMAR may not provide sufficient detail regarding PRO of sleep disturbance, fatigue, coping, and family life. Further development of the JAMAR requires continuing research, with introduction of possible modifications based on clinical experience. We recognize that the way parents and children are asked about compliance may not be sufficiently accurate and that appropriate assessment of therapeutic compliance or adherence requires the use of a more specific and detailed instrument³¹. Children and parents were told to complete the questionnaire independently. However, since we could not watch all parent-child pairs during completion of questionnaires, we cannot exclude that some parents assisted their children. Although there were very few missing data in child-reported questionnaires, we cannot exclude that some questions/items in the JAMAR may be hard for accurate understanding by younger children. Since juvenile spondyloarthritis is a particular form of JIA, some measures included in JAMAR may perform differently. Because children with enthesitis-related arthritis were underrepresented in the study sample (2.1%), our findings may be of limited value for this JIA subset.

Although we present the English translation of the questionnaires, the instrument was tested in Italian parents and patients. It is possible that children and their parents elsewhere might respond differently to the JAMAR questions due to cultural and language differences. Thus, our results should be confirmed at other sites and in different cultural environments before the new questionnaire is widely adopted.

Development of the JAMAR provides a promising approach to quantitative measurement in standard pediatric rheumatology care. Availability of this new instrument may foster regular use of parent/patient questionnaires in routine practice and contribute to improved quality of care of children with JIA.

REFERENCES

1. Duffy CM. Measurement of health status, functional status, and quality of life in children with juvenile idiopathic arthritis: clinical science for the pediatrician. *Pediatr Clin North Am* 2005;52:359-72.
2. Brunner HI, Giannini EH. Health-related quality of life in children with rheumatic diseases. *Curr Opin Rheumatol* 2003;15:602-12.
3. Feldman BM, Grundland B, McCullough L, Wright V. Distinction of quality of life, health related quality of life, and health status in children referred for rheumatologic care. *J Rheumatol* 2000;27:226-33.
4. Brunner HI, Ravelli A. Developing outcome measures for paediatric rheumatic diseases. *Best Pract Res Clin Rheumatol* 2009;23:609-24.
5. Oliveira S, Ravelli A, Pistorio A, Castell E, Malattia C, Prieur AM, et al. Proxy-reported health-related quality of life of patients with juvenile idiopathic arthritis: the Pediatric Rheumatology International Trials Organization Multinational Quality of Life Cohort Study. *Arthritis Rheum* 2007;57:35-43.
6. Garcia-Munitis P, Bandeira M, Pistorio A, Magni-Manzoni S, Ruperto N, Schivo A, et al. Level of agreement between children, parents, and physicians in rating pain intensity in juvenile idiopathic arthritis. *Arthritis Rheum* 2006;55:177-83.
7. Consolaro A, Vitale R, Pistorio A, Lattanzi B, Ruperto N, Malattia C, et al. Physicians' and parents' ratings of inactive disease are frequently discordant in juvenile idiopathic arthritis. *J Rheumatol* 2007;34:1773-6.
8. Barton JL, Imboden J, Graf J, Glidden D, Yelin EH, Schillinger D. Patient-physician discordance in assessments of global disease severity in rheumatoid arthritis. *Arthritis Care Res* 2010;62:857-64.
9. Lovell DJ, Howe S, Shear E, Hartner S, McGirr G, Schulte M, et al. Development of a disability measurement tool for juvenile rheumatoid arthritis. The Juvenile Arthritis Functional Assessment Scale. *Arthritis Rheum* 1989;32:1390-5.
10. Howe S, Levinson J, Shear E, Hartner S, McGirr G, Schulte M, et al. Development of a disability measurement tool for juvenile rheumatoid arthritis. The Juvenile Arthritis Functional Assessment Report for children and their parents. *Arthritis Rheum* 1991;34:873-80.
11. Singh G, Athreya BH, Fries JF, Goldsmith DP. Measurement of health status in children with juvenile rheumatoid arthritis. *Arthritis Rheum* 1994;37:1761-9.
12. Ravelli A, Viola S, Ramenghi B, Di Fuccia G, Ruperto N, Zonta L, et al. Evaluation of response to methotrexate by a functional index in juvenile chronic arthritis. *Clin Rheumatol* 1995;14:322-6.
13. Wright FV, Longo Kimber J, Law M, Goldsmith CH, Crombie V, Dent P. The Juvenile Arthritis Functional Index (JASI): a validation study. *J Rheumatol* 1996;23:1066-79.

14. Iglesias MJ, Cuttica RJ, Herrera Calvo M, Micelotta M, Brusco MI, Duran P. Design and validation of a new scale to assess the functional ability in children with juvenile idiopathic arthritis (JIA). *Clin Exp Rheumatol* 2006;24:713-8.
15. Filocamo G, Sztajn bok F, Cespedes-Cruz A, Magni-Manzoni S, Pistorio A, Viola S, et al. Development and validation of a new short and simple measure of physical function for juvenile idiopathic arthritis. *Arthritis Rheum* 2007;57:913-20.
16. Duffy CM, Arsenault L, Duffy KNW, Paquin JD, Strawczynski H. The Juvenile Arthritis Quality of Life Questionnaire — Development of a new responsive index for juvenile rheumatoid arthritis and juvenile spondyloarthritis. *J Rheumatol* 1997;24:738-46.
17. Varni JW, Seid M, Knight TS, Burwinkle T, Brown J, Szer IS. The PedsQL™ in pediatric rheumatology — Reliability, validity, and responsiveness of the Pediatric Quality of Life Inventory™ generic core scales and rheumatology module. *Arthritis Rheum* 2002;46:714-25.
18. Landgraf JM, Abetz L, Ware JE. The CHQ user's manual. Boston: The Health Institute, New England Medical Center; 1996.
19. Moorthy LN, Peterson MG, Baratelli M, Harrison MJ, Onel KB, Chalom EC, et al. Multicenter validation of a new quality of life measure in pediatric lupus. *Arthritis Rheum* 2007;57:1165-73.
20. Filocamo G, Schiappapietra B, Bertamino M, Pistorio A, Ruperto N, Magni-Manzoni S, et al. A new short and simple health-related quality of life measurement for paediatric rheumatic diseases: Initial validation in juvenile idiopathic arthritis. *Rheumatology* 2010;49:1272-80. Epub 2010 Mar 24.
21. Pincus T, Sokka T. Complexities in the quantitative assessment of patients with rheumatic diseases in clinical trials and clinical care. *Clin Exp Rheumatol* 2005;23 Suppl 39:S1-S9.
22. Pincus T, Yazici Y, Bergman M. Development of a multi-dimensional health assessment questionnaire (MDHAQ) for the infrastructure of standard clinical care. *Clin Exp Rheumatol* 2005;23 Suppl 39:S19-S28.
23. Kalyoncu U, Dougados M, Daurès J-P, Gossec L. Reporting of patient-reported outcomes in recent trials in rheumatoid arthritis: a systematic literature review. *Ann Rheum Dis* 2009;68:183-90.
24. Gossec L, Dougados M, Rincheval N, Balanescu A, Boumpas DT, Canadello S, et al. Elaboration of the preliminary Rheumatoid Arthritis Impact of Disease (RAID) score: a EULAR initiative. *Ann Rheum Dis* 2009;68:1680-5.
25. Filocamo G, Davi S, Pistorio A, Bertamino M, Ruperto N, Lattanzi B, et al. Evaluation of 21-numbered circle and 10-centimeter horizontal line visual analog scales for physician's and parent's subjective ratings in juvenile idiopathic arthritis. *J Rheumatol* 2010;37:1534-41.
26. Palmisani E, Solari N, Magni-Manzoni S, Pistorio A, Labò E, Panigada S, et al. Relationship between juvenile idiopathic arthritis severity measures in early versus late disease. *Arthritis Rheum* 2006;55:843-49.
27. Filocamo G, Pistorio A, Bertamino M, Consolaro A, Ferrari C, Lannin S, et al. Are children with juvenile idiopathic arthritis and their parents reliable reporters of joint involvement? *Ann Rheum Dis* 2009;68 Suppl 3:761.
28. Filocamo G, Schiappapietra B, Palmisani E, Solari N, Pederzoli S, Magni-Manzoni S, et al. What is the maximum level of symptoms that children with juvenile idiopathic arthritis (JIA) and their parents consider acceptable? *Ann Rheum Dis* 2009;68 Suppl 3:761.
29. Petty RE, Southwood TR, Manners P, Baum J, Glass DN, Goldenberg J, et al. International League of Associations for Rheumatology classification of juvenile idiopathic arthritis: 2nd revision, Edmonton 2001. *J Rheumatol* 2004;31:390-2.
30. Ravelli A, Viola S, Ruperto N, Corsi B, Ballardini G, Martini A, et al. Correlation between conventional disease activity measures in juvenile chronic arthritis. *Ann Rheum Dis* 1997;56:197-200.
31. April KT, Feldman DE, Platt RW, Duffy CM. Comparison between children with juvenile idiopathic arthritis and their parents concerning perceived treatment adherence. *Arthritis Rheum* 2006;55:558-63.

Appendix 1. Juvenile Arthritis Multidimensional Assessment Report (JAMAR): Parent's version.

Patient's name and surname (or initials): _____ **Date:** _____

Parent filling in the questionnaire: Mother Father

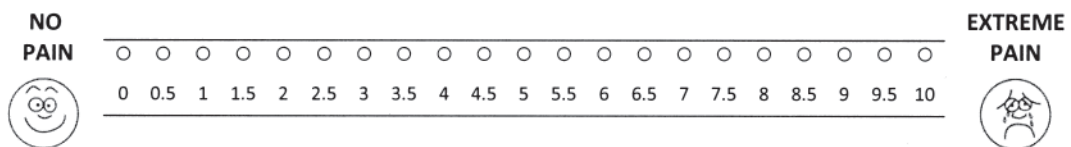
The aim of this questionnaire is to gather information on the current state of your child's illness. Your answers will help us improve our clinical evaluation. Please read the questions below carefully and choose the answers that best apply to your child. If you have doubts or need any clarification, please ask for our help. There are no right or wrong answers. We simply ask that you answer exactly as you feel.

1. Evaluation of functional ability

Please choose the answer that best describes your child's ability to carry out the activities listed below with particular reference to the **past four weeks**. Please indicate only the difficulties or limitations **caused by the illness**. If your child has difficulty carrying out any of these activities because he/she is too young and **not because of the illness**, indicate "Not applicable".

	With NO difficulty	With SOME difficulty	With MUCH difficulty	UNABLE to do	Not applicable
1. Run on flat ground for at least 10 metres	<input type="checkbox"/>	<input type="checkbox"/>	<input type="checkbox"/>	<input type="checkbox"/>	<input type="checkbox"/>
2. Walk up 5 steps	<input type="checkbox"/>	<input type="checkbox"/>	<input type="checkbox"/>	<input type="checkbox"/>	<input type="checkbox"/>
3. Jump forward	<input type="checkbox"/>	<input type="checkbox"/>	<input type="checkbox"/>	<input type="checkbox"/>	<input type="checkbox"/>
4. Squat	<input type="checkbox"/>	<input type="checkbox"/>	<input type="checkbox"/>	<input type="checkbox"/>	<input type="checkbox"/>
5. Bend down to pick up an object off the floor	<input type="checkbox"/>	<input type="checkbox"/>	<input type="checkbox"/>	<input type="checkbox"/>	<input type="checkbox"/>
6. Carry out activities that require the use of his/her fingers	<input type="checkbox"/>	<input type="checkbox"/>	<input type="checkbox"/>	<input type="checkbox"/>	<input type="checkbox"/>
7. Open and close his/her fists	<input type="checkbox"/>	<input type="checkbox"/>	<input type="checkbox"/>	<input type="checkbox"/>	<input type="checkbox"/>
8. Squeeze an object with his/her hands	<input type="checkbox"/>	<input type="checkbox"/>	<input type="checkbox"/>	<input type="checkbox"/>	<input type="checkbox"/>
9. Open a door by lowering the handle	<input type="checkbox"/>	<input type="checkbox"/>	<input type="checkbox"/>	<input type="checkbox"/>	<input type="checkbox"/>
10. Open and close a tap or open a previously opened jar	<input type="checkbox"/>	<input type="checkbox"/>	<input type="checkbox"/>	<input type="checkbox"/>	<input type="checkbox"/>
11. Stretch out his/her arms	<input type="checkbox"/>	<input type="checkbox"/>	<input type="checkbox"/>	<input type="checkbox"/>	<input type="checkbox"/>
12. Put his/her hands behind his/her neck	<input type="checkbox"/>	<input type="checkbox"/>	<input type="checkbox"/>	<input type="checkbox"/>	<input type="checkbox"/>
13. Turn his/her head and look over his/her shoulders	<input type="checkbox"/>	<input type="checkbox"/>	<input type="checkbox"/>	<input type="checkbox"/>	<input type="checkbox"/>
14. Bend his/her head back and look at the ceiling	<input type="checkbox"/>	<input type="checkbox"/>	<input type="checkbox"/>	<input type="checkbox"/>	<input type="checkbox"/>
15. Bite into a sandwich or an apple	<input type="checkbox"/>	<input type="checkbox"/>	<input type="checkbox"/>	<input type="checkbox"/>	<input type="checkbox"/>

2. How much pain has your child had because of the illness over the past week? (choose the most accurate score)



9. Is your child taking any medication to treat arthritis?

Yes No

If you answered "no", please go directly to question 13

If "yes", please also answer questions 10, 11, and 12

10. Which medication is your child currently taking?

NSAIDs (e.g. _____)	<input type="checkbox"/>	Please specify _____
Steroids (e.g. _____)	<input type="checkbox"/>	Please specify _____
Methotrexate (e.g. _____)	<input type="checkbox"/>	Oral <input type="checkbox"/> Subcutaneous <input type="checkbox"/> Intramuscular <input type="checkbox"/>
Salazopyrin (e.g. _____)	<input type="checkbox"/>	Cyclosporine (e.g. _____) <input type="checkbox"/>
Etanercept (Enbrel)	<input type="checkbox"/>	Infliximab (Remicade) <input type="checkbox"/> Adalimumab (Humira) <input type="checkbox"/>
Golimumab (Simponi)	<input type="checkbox"/>	Certolizumab (Cimzia) <input type="checkbox"/> Abatacept (Orencia) <input type="checkbox"/>
Anakinra (Kineret)	<input type="checkbox"/>	Canakinumab (Ilaris) <input type="checkbox"/> Rilonacept (Arcalyst) <input type="checkbox"/>
Tocilizumab (Actemra)	<input type="checkbox"/>	Other (please specify _____) <input type="checkbox"/>
Other (please specify _____)	<input type="checkbox"/>	Other (please specify _____) <input type="checkbox"/>

11. Since your child's last visit, has he/she had any disturbances which may be caused by the medication he/she is taking?

Yes No

If you answered "yes", please specify which in the table below

Fever	<input type="checkbox"/>	Pain or burning feeling in the stomach	<input type="checkbox"/>
Headache	<input type="checkbox"/>	Nausea	<input type="checkbox"/>
Skin rash	<input type="checkbox"/>	Vomiting	<input type="checkbox"/>
Mouth sores	<input type="checkbox"/>	Constipation	<input type="checkbox"/>
Swollen/bleeding gums	<input type="checkbox"/>	Diarrhoea	<input type="checkbox"/>
Increased body hair	<input type="checkbox"/>	Black or bloody stools	<input type="checkbox"/>
Weight gain	<input type="checkbox"/>	Blood in the urine	<input type="checkbox"/>
Weight loss	<input type="checkbox"/>	Swelling, bruising, pain, redness, etc., at the injection site	<input type="checkbox"/>
Mood swings (excitement, depression, anxiety)	<input type="checkbox"/>	Other (please describe) _____	<input type="checkbox"/>
Sleep disturbances	<input type="checkbox"/>	Other (please describe) _____	<input type="checkbox"/>

12. Does your child take his/her medication regularly (as prescribed by the doctor) at home?

Yes No

If "no", why not?

He/she refuses to	<input type="checkbox"/>	Too many administrations during the day	<input type="checkbox"/>
Organisational difficulty (for example, problems taking medication at school)	<input type="checkbox"/>	Fear of side effects	<input type="checkbox"/>
The child takes too much medication	<input type="checkbox"/>	Other (please specify) _____	<input type="checkbox"/>

Which medication is most difficult to give on a regular basis? _____

13. Does your child attend school?

Yes No

If you answered "yes", what school-related problems does the illness cause?

None	<input type="checkbox"/>	Difficulty in his/her relationships with teachers	<input type="checkbox"/>
Numerous absences	<input type="checkbox"/>	Decrease in performance	<input type="checkbox"/>
Difficulty in remaining seated for a long time	<input type="checkbox"/>	Other (please specify) _____	<input type="checkbox"/>

Appendix 2. Juvenile Arthritis Multidimensional Assessment Report (JAMAR). Child's version.

Patient's name and surname (or initials): _____ Date: _____

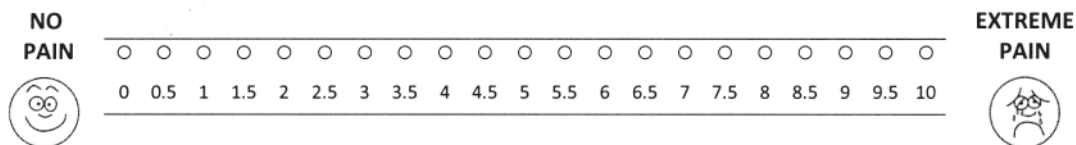
The aim of this questionnaire is to gather information on the current state of your illness. Your answers will help us improve our clinical evaluation. Please read the questions below carefully and choose the answers that best apply to you. If you have doubts or need any clarification, please ask for our help. There are no right or wrong answers. We simply ask that you answer exactly as you feel.

1. Evaluation of functional ability

Please choose the answer that best describes your ability to carry out the activities listed below with particular reference to the **past four weeks**. Please indicate only the difficulties or limitations **caused by the illness**.

	With NO difficulty	With SOME difficulty	With MUCH difficulty	UNABLE to do
1. Run on flat ground for at least 10 metres	<input type="checkbox"/>	<input type="checkbox"/>	<input type="checkbox"/>	<input type="checkbox"/>
2. Walk up 5 steps	<input type="checkbox"/>	<input type="checkbox"/>	<input type="checkbox"/>	<input type="checkbox"/>
3. Jump forward	<input type="checkbox"/>	<input type="checkbox"/>	<input type="checkbox"/>	<input type="checkbox"/>
4. Squat	<input type="checkbox"/>	<input type="checkbox"/>	<input type="checkbox"/>	<input type="checkbox"/>
5. Bend down to pick up an object off the floor	<input type="checkbox"/>	<input type="checkbox"/>	<input type="checkbox"/>	<input type="checkbox"/>
6. Carry out activities that require the use of your fingers	<input type="checkbox"/>	<input type="checkbox"/>	<input type="checkbox"/>	<input type="checkbox"/>
7. Open and close your fists	<input type="checkbox"/>	<input type="checkbox"/>	<input type="checkbox"/>	<input type="checkbox"/>
8. Squeeze an object with your hands	<input type="checkbox"/>	<input type="checkbox"/>	<input type="checkbox"/>	<input type="checkbox"/>
9. Open a door by lowering the handle	<input type="checkbox"/>	<input type="checkbox"/>	<input type="checkbox"/>	<input type="checkbox"/>
10. Open and close a tap or open a previously opened jar	<input type="checkbox"/>	<input type="checkbox"/>	<input type="checkbox"/>	<input type="checkbox"/>
11. Stretch out your arms	<input type="checkbox"/>	<input type="checkbox"/>	<input type="checkbox"/>	<input type="checkbox"/>
12. Put your hands behind your neck	<input type="checkbox"/>	<input type="checkbox"/>	<input type="checkbox"/>	<input type="checkbox"/>
13. Turn your head and look over your shoulders	<input type="checkbox"/>	<input type="checkbox"/>	<input type="checkbox"/>	<input type="checkbox"/>
14. Bend your head back and look at the ceiling	<input type="checkbox"/>	<input type="checkbox"/>	<input type="checkbox"/>	<input type="checkbox"/>
15. Bite into a sandwich or an apple	<input type="checkbox"/>	<input type="checkbox"/>	<input type="checkbox"/>	<input type="checkbox"/>

2. How much pain have you had because of the illness over the past week? (choose the most accurate score)



9. Are you taking any medication to treat arthritis?

Yes No

If you answered "no", please go directly to question 13
If "yes", please also answer questions 10, 11 and, 12

10. Which medication are you currently taking?

NSAIDs (e.g. _____) <input type="checkbox"/>	Please specify _____		
Steroids (e.g. _____) <input type="checkbox"/>	Please specify _____		
Methotrexate (e.g. _____) <input type="checkbox"/>	Oral <input type="checkbox"/>	Subcutaneous <input type="checkbox"/>	Intramuscular <input type="checkbox"/>
Salazopyrin (e.g. _____) <input type="checkbox"/>	Cyclosporine (e.g. _____) <input type="checkbox"/>		
Etanercept (Enbrel) <input type="checkbox"/>	Infliximab (Remicade) <input type="checkbox"/>	Adalimumab (Humira) <input type="checkbox"/>	
Golimumab (Simponi) <input type="checkbox"/>	Certolizumab (Cimzia) <input type="checkbox"/>	Abatacept (Orencia) <input type="checkbox"/>	
Anakinra (Kineret) <input type="checkbox"/>	Canakinumab (Ilaris) <input type="checkbox"/>	Rilonacept (Arcalyst) <input type="checkbox"/>	
Tocilizumab (Actemra) <input type="checkbox"/>	Other (please specify _____) <input type="checkbox"/>		
Other (please specify _____) <input type="checkbox"/>		Other (please specify _____) <input type="checkbox"/>	

11. Since your last visit, have you had any disturbances which may be caused by the medication you are taking?

Yes No

If you answered "yes", please specify which in the table below

Fever <input type="checkbox"/>	Pain or burning feeling in the stomach <input type="checkbox"/>
Headache <input type="checkbox"/>	Nausea <input type="checkbox"/>
Skin rash <input type="checkbox"/>	Vomiting <input type="checkbox"/>
Mouth sores <input type="checkbox"/>	Constipation <input type="checkbox"/>
Swollen/bleeding gums <input type="checkbox"/>	Diarrhoea <input type="checkbox"/>
Increased body hair <input type="checkbox"/>	Black or bloody stools <input type="checkbox"/>
Weight gain <input type="checkbox"/>	Blood in the urine <input type="checkbox"/>
Weight loss <input type="checkbox"/>	Swelling, bruising, pain, redness, etc., at the injection site <input type="checkbox"/>
Mood swings (excitement, depression, anxiety) <input type="checkbox"/>	Other (please describe) _____ <input type="checkbox"/>
Sleep disturbances <input type="checkbox"/>	Other (please describe) _____ <input type="checkbox"/>

12. Do you take your medication regularly (as prescribed by the doctor) at home?

Yes No

If "no", why not?

I refuse to <input type="checkbox"/>	Too many administrations during the day <input type="checkbox"/>
Organisational difficulty (for example, problems taking medication at school) <input type="checkbox"/>	Fear of side effects <input type="checkbox"/>
I take too much medication <input type="checkbox"/>	Other (please specify) _____ <input type="checkbox"/>

Which medication is most difficult to take on a regular basis? _____

13. Do you attend school?

Yes No

If you answered "yes", what school-related problems does the illness cause?

None <input type="checkbox"/>	Difficulty in my relationships with teachers <input type="checkbox"/>
Numerous absences <input type="checkbox"/>	Decrease in performance <input type="checkbox"/>
Difficulty in remaining seated for a long time <input type="checkbox"/>	Other (please specify) _____ <input type="checkbox"/>



14. Evaluation of Quality of Life

Please choose the answer that best describes your overall health.
Considering the **past four weeks**, we would like to know if you:

	Never	Some-times	Often	Every day
1. Have had any difficulty taking care of yourself, for example eating, getting dressed, or washing	<input type="checkbox"/>	<input type="checkbox"/>	<input type="checkbox"/>	<input type="checkbox"/>
2. Have had any difficulty taking a 15 minute walk or walking up a flight of stairs	<input type="checkbox"/>	<input type="checkbox"/>	<input type="checkbox"/>	<input type="checkbox"/>
3. Have had any difficulty carrying out activities that require a lot of energy such as running, playing football, dancing etc.	<input type="checkbox"/>	<input type="checkbox"/>	<input type="checkbox"/>	<input type="checkbox"/>
4. Have had any difficulty doing at-school activities or playing with friends	<input type="checkbox"/>	<input type="checkbox"/>	<input type="checkbox"/>	<input type="checkbox"/>
5. Have had any pain	<input type="checkbox"/>	<input type="checkbox"/>	<input type="checkbox"/>	<input type="checkbox"/>
6. Have felt sad or depressed	<input type="checkbox"/>	<input type="checkbox"/>	<input type="checkbox"/>	<input type="checkbox"/>
7. Have felt nervous or anxious	<input type="checkbox"/>	<input type="checkbox"/>	<input type="checkbox"/>	<input type="checkbox"/>
8. Have had any trouble getting along with other children	<input type="checkbox"/>	<input type="checkbox"/>	<input type="checkbox"/>	<input type="checkbox"/>
9. Have had any difficulty concentrating or paying attention	<input type="checkbox"/>	<input type="checkbox"/>	<input type="checkbox"/>	<input type="checkbox"/>
10. Have felt dissatisfied with your physical appearance or abilities	<input type="checkbox"/>	<input type="checkbox"/>	<input type="checkbox"/>	<input type="checkbox"/>

15. Considering all the ways the illness affects you, please evaluate how you feel at the moment (choose the most accurate score)

VERY WELL VERY POORLY


0 0.5 1 1.5 2 2.5 3 3.5 4 4.5 5 5.5 6 6.5 7 7.5 8 8.5 9 9.5 10


16. Considering all the ways the illness affects you, would you be satisfied if your condition remained stable/unchanged for the next few months?

Yes No

Thank you very much for having taken the time to fill in this questionnaire. The information you have provided will be very useful for following the changes in the course of your illness in the best possible way.